

# COLOUR CHART

## DYCEM® CLEANZONE COLOURS




**Midnight**

**Slate**

**Green**

**Red**




**Cobalt**

**Titanium**

**White Granite**

\*Access Tiles

## DYCEM® WORKZONE COLOURS



**Granite**

**Charcoal**



Solid colors help to **HIGHLIGHT** contamination

Speckled colours help to **MASK** contamination



[DYCEM.COM](https://www.dycem.com)

## EDGING SYSTEMS



### STANDARD:



**Red**      **Blue**      **Green**

#### Inlay Edging

3 15/16" (100mm) wide,  
diminishing edge



**Black**

#### Black Edging

2 9/16" (65mm) wide,  
diminishing edge


### PREMIUM:



**Black**

#### Set-On Coving

3 15/16" (100mm) high,  
3/4" (19mm) footer



**Stainless**

#### Metal Edging

3 15/16" (100mm) wide,  
diminishing edge

## VISUAL COMMUNICATIONS



#### Floor Graphics

(standard & custom)




#### Edging Labels

(standard & custom)



#### Colour Coding



#### Demarcation Lines