

BS-200E

Chemistry Analyzer

Technical Specifications

System Function:

Automatic, Discrete, Random Access
STAT sample priority

Throughput: Constant 200 tests/hour (without ISE), up to
330 tests/hour with ISE

Principles: Absorbance photometry, Turbidimetry,
Ion Selective Electrode technology

Methodology: End-point, Fixed-time, Kinetic, optional ISE
Single/Dual reagent chemistries,
monochromatic/bichromatic

Programming: Linear/non-linear multi-point calibration
Open system with user defined profiles
and chemistry calculation
System pack reagents ready to use

Reagent/Sample Handling:

Reagent/Sample tray:
40 reagent positions, 40 sample positions
in cooling compartment (2~12°C)

Reagent volume:

R1: 10~350µl, step by 1 µl

R2: 10~200µl, step by 1 µl

Sample volume: 2~45µl, step by 0.1 µl

Reagent/Sample probe:

Liquid level detection and tracking, vertical &
horizontal collision protection and inventory
checking

Probe cleaning: Automatic washing of interior and exterior
Carry-over < 0.1%

Automatic sample dilution:

Pre-dilution and post-dilution

Dilution ratio up to 1: 200

Internal Bar Code Reader (optional):

Used for sample and reagent scan
Applicable to various bar code systems such as
Codabar, ITF (Interleaved
Two of Five), code128, code39,
UPC/EAN, Code93
Bi-directional interface LIS transmission

ISE Module (optional):

Measure K⁺, Na⁺, Cl⁻

Optical System:

Light Source: Halogen-tungsten lamp
Photometer: Grating system, reversed optics
Wavelength: 12 wavelengths, 340nm, 380nm, 412nm, 450nm,
505nm, 546nm, 570nm, 605nm, 660nm, 700nm,
740nm and 800nm

Absorption range: 0~3.3Abs (10mm conversion)

Resolution: 0.0001Abs

Reaction System:

Reaction rotor: Rotating tray, containing 80 cuvettes
Cuvette: Reusable, optical length 5mm

Reaction volume: 150~500µl

Reaction temperature: 37°C

Temperature fluctuation: ±0.1°C

Mixing System:

Standalone mixing bar

Cuvette Washing:

8-step washing station with pre-heated
detergent and water

Control and Calibration:

Calibration mode: Linear (one-point, two-point and multi-point),
Logit-Log 4P, Logit-Log 5P, Spline,
Exponential, Polynomial, Parabola
Control software: Westgard multi-rule, Cumulative sum
check, Twin plot, L-J Chart

Operation Unit:

Operation system: Windows® XP Professional/Home SP2 or above
Windows® 7

Interface:

RS-232

Working Conditions:

Power Supply: AC 200~240V, 50/60Hz, ≤1500VA or
AC 100~130V, 50/60Hz, ≤1500VA

Temperature: 15-30°C for operation

Humidity: 35-85% RH

Dimension: 860mm (W) x700mm (D) x625mm (H)

Weight: 130 Kg



BS-200E

Chemistry Analyzer

Mindray Building, Keji 12th Road South,
High-tech Industrial Park, Nanshan, Shenzhen 518057, P.R. China
Tel: +86 755 8188 8998 Fax: +86 755 26582680
E-mail: intl-market@mindray.com www.mindray.com

Mindray is listed on the NYSE under the symbol "MR"

mindray is a trademark of Shenzhen Mindray Bio-Medical Electronics Co., Ltd.
© 2013 Shenzhen Mindray Bio-Medical Electronics Co., Ltd. All rights reserved. Specifications subject to changes without prior notice.
P/N: ENG-BS200E-210285x6-20130303



mindray

mindray
healthcare within reach

BS-200E Chemistry Analyzer

Smart, Versatile, Easy



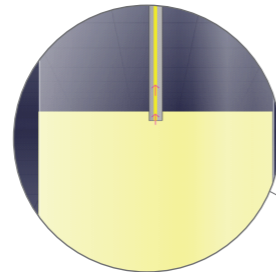
Intelligent collision protection

- Vertical & horizontal collision
- Audible alarm
- Ensure operator safety




Smart probe function

- Effective liquid level detection
- Liquid level tracking
- Prevent short sampling




Semi-permanent cuvettes

- Lower consumable cost
- Easy replacement
- Durable material, long lasting



Reagent and sample cooling compartment

- 2~12°C continuous cooling
- Enhance reagent and sample stability



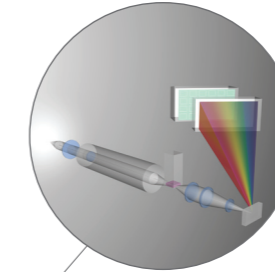
Highly compatible reagent system

- Reagents, QC and CAL
- Metrological traceability




Grating optic system

- 12 Wavelengths; up to 800nm
- Reversed optics
- Accomodate most chemistry assays



8-step washing station

- Enable lengthy operator walk-away time
- High quality cuvette washing
- Ensure optimal cleanliness with pre-heated detergent and water




Standalone mixing bar

- Effectively minimizes potential carry-over
- Innovative design
- Minimal maintenance; simple installation




150 µl minimum reaction volume

- Lower reagent consumption
- Long term saving on reagent cost



3-channel integrated ISE module

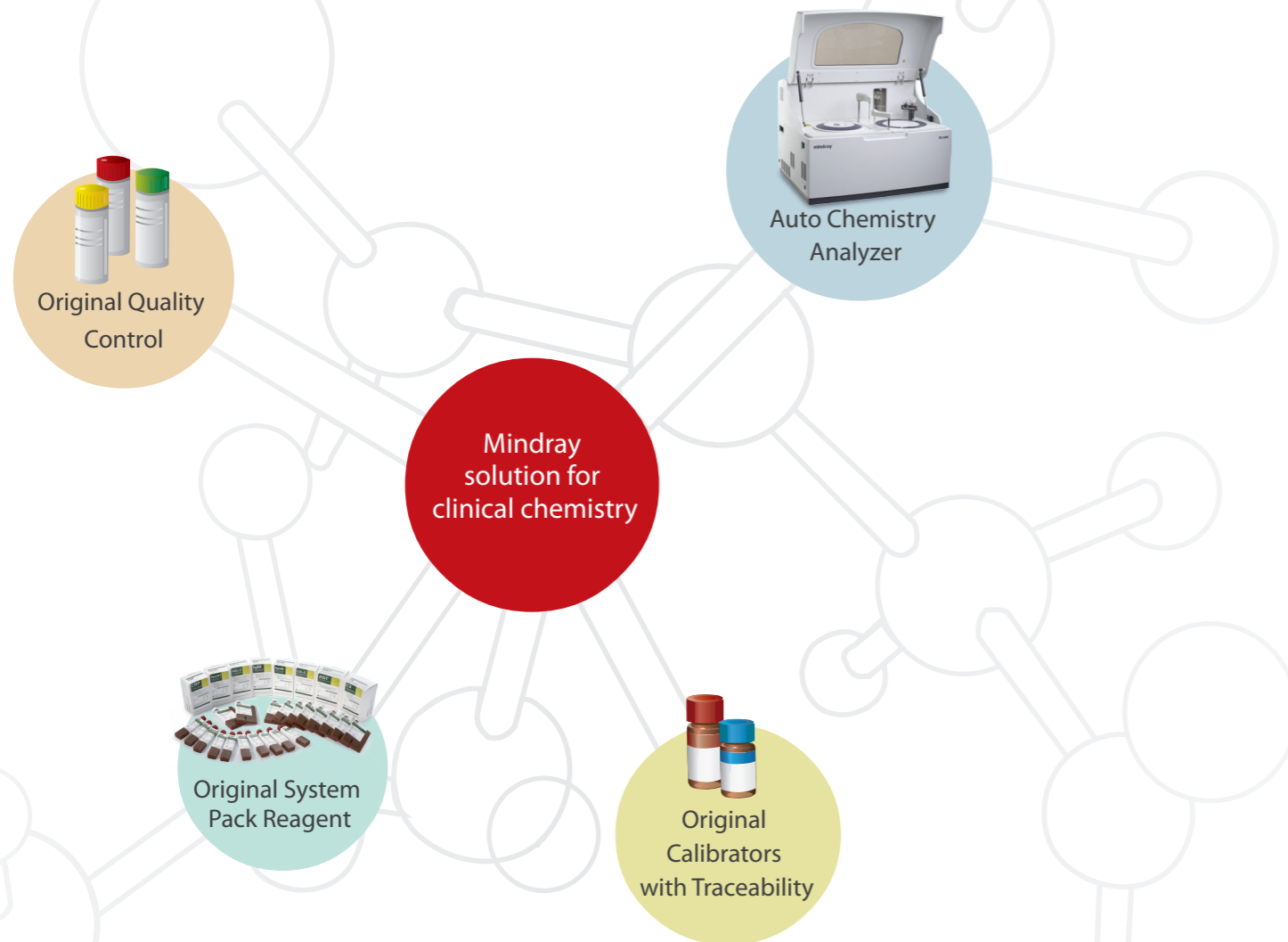
- Na⁺, K⁺, Cl⁻ electrodes
- Durable assemble
- Highly efficient electrolytes analysis



- Throughput: 200 tests per hour for chemistry
- Grating optical system with 12 wavelengths
- 8-step auto wash system with pre-heated detergent and water
- 80 semi-permanent cuvettes
- High efficiency standalone mixing bar
- 150µl minimum reaction volume
- Liquid level detection and tracking
- Vertical & horizontal collision protection
- Intuitive; user-friendly operation software
- Highly compatible reagent system : reagents, QC & Calibrators ready for use

Mindray solution for clinical chemistry

After more than 10 years of research and development on reagents, Mindray can now provide 48 parameters of dedicated reagents (more than 17 others are coming), covering hepatic, renal, cardiac, lipids, diabetes, pancreatitis, inorganic ions and immunoassays, etc., together with original calibrators with metrological traceability as well as controls for BS-200E chemistry analyzer.



Calibrators with traceability:

Reference Method (Certified by 'Joint Committee for Traceability in Laboratory Medicine' (JCTLM))

- International Federation of Clinical Chemistry and Laboratory Medicine (IFCC)
- National Institute of Standards and Technology (NIST)
- Centers for Disease Control and Prevention (CDC, USA)
- American Association for Clinical Chemistry (AACC)

Reference Material

- Institute for Reference Materials and Measurements (IRMM) standards
- National Institute of Standards and Technology (NIST) standards
- World Health Organization (WHO) standards
- Japan Committee for Clinical Laboratory (JCCLS) standards

Chemistry Reagents

Hepatic

Alanine Aminotransferase (ALT)
 Aspartate Aminotransferase (AST)
 Alkaline Phosphatase (ALP)
 γ-Glutamyl Transferase (γ-GT)
 Direct Bilirubin (D-Bil) DSA Method
 Direct Bilirubin (D-Bil) VOX Method
 Total Bilirubin (T-Bil) DSA Method
 Total Bilirubin (T-Bil) VOX Method
 Total Protein (TP)
 Albumin (ALB)
 Total Bile Acids (TBA)
 Prealbumin (PA)
 Cholinesterase (CHE)
 Adenosine deaminase (ADA) *
 α-L-fucosidase (AFU) *
 5'-nucleotidase (5'-NT) *

Renal

Urea (UREA)
 Creatinine (CREA) Modified Jaffé Method
 Creatinine (CREA) Sarcosine Oxidase Method
 Uric Acid (UA)
 Carbon dioxide (CO₂)
 Microalbumin*
 β₂-Microglobulin (β₂-MG) *
 Cystatin C (CysC) *

Cardiac

Creatine Kinase (CK)
 Creatine Kinase-MB (CK-MB)
 Lactate Dehydrogenase (LDH)
 α-Hydroxybutyrate Dehydrogenase (α-HBDH)
 Homocysteine (HCY)
 Myoglobin*

Ferrum

Iron (Fe)
 Ferritin (FER) *
 Transferrin (TRF) *
 Total iron binding capacity / unsaturated iron binding capacity (TIBC/UIBC) *

Lipids

Total Cholesterol (TC)
 Triglycerides (TG)
 HDL-Cholesterol (HDL-C)
 LDL-Cholesterol (LDL-C)
 Apolipoprotein A1 (ApoA1)
 Apolipoprotein B (ApoB)
 Lipoprotein(a) [LP(a)]

Pancreatitis

α-Amylase (α-AMY)
 Lipase (LIP)

Diabetes

Glucose (Glu) GOD-POD Method
 Glucose (Glu) HK Meth
 Hemoglobin A1c (HbA1c)
 Fructosamine (FUN)

Inorganic ions

Calcium (Ca)
 Magnesium (Mg)
 Phosphate Inorganic (P)

Rheumatism

High sensitivity C-reactive protein (hs-CRP) *
 Rheumatoid Factor (RF)
 Antibodies Against Streptolysin O (ASO)

Immune

Immunoglobulin A (IgA)
 Immunoglobulin G (IgG)
 Immunoglobulin M (IgM)
 Immunoglobulin E (IgE) *
 Complement C3 (C3)
 Complement C4 (C4)
 C-Reactive Protein (CRP)

Others

Glucose-6-phosphate dehydrogenase (G6PD) *
 D-dimer*
 Angiotensin converting enzyme (ACE) *
 Retinol binding protein (RBP) *
 D3-hydroxybutyric acid (D3-HB) *

* Coming soon